

Journey AwanaGames™ Rule Book

INTRODUCTION

This manual is designed for team coaches, circle directors, and judges who will participate in Summit Games.

ORGANIZATION OF AWANA GAMES MEETS

A team consists of a minimum of 10 players (five guys and five girls) and a maximum of 14 players (seven guys and seven girls). Three teams will compete on each circle. The number of circles will depend on the number of teams competing.

GOOD SPORTSMANSHIP

An important aspect of Awana is teaching good sportsmanship. Whether we win or lose is not as important as putting forth our best effort. Maintaining a friendly attitude at all times demonstrates that Christ can give peace and victory in every circumstance. No coach or participant should destroy a Christian testimony by even one moment's display of poor sportsmanship.

Being a winner for the Lord is more important than winning AwanaGames™. We encourage all coaches to enthusiastically motivate their team. However, one should not mistake enthusiasm for unsportsmanlike outbursts. Officials in all sports make "wrong calls." But our officials are trained, devoted, impartial, born-again people who do their best to officiate according to AwanaGames rules.

AwanaGames™ afford youth an opportunity to display a charitable spirit under the pressure of competition. Hundreds of unsaved people may be observing. We need to watch our actions, and all coaches should remind themselves and their team that our testimony for Christ is of utmost importance.

GENERAL RULES/DEFINITIONS

Arranged alphabetically for quick reference

ADHERENTS

No adherents are permitted on gym shoes, including everything from professional adherents to wet cloths. Violators may be disqualified. The best safety measure is a good pair of gym shoes with a clean tread. No cloths will be allowed on the gym floor.

BALLOONS

Nine to 11-inch balloons are inflated to about eight inches in diameter.

BASKETBALLS

Basketballs are provided by Summit, however, each team may bring one **men's** regulation-size basketball to use in events where one is needed.

CIRCLE PINS

All circle pins must be passed with both feet outside the circle in all running events. No jumping of pins is allowed. If a pin has fallen, that point on the circle normally marked by the pin must be passed with both feet outside the circle as if the pin were in its proper place. (Runners may cut inside the circle between circle pins, but they must be outside the circle at each pin.) Anyone knocking over a circle pin during a game disqualifies his/her team from that event or heat.

DISQUALIFICATION

A team may be disqualified by the circle director and/or judges at any time during an event for one or more of the following reasons:

1. Poor conduct or unnecessary roughness after following one warning for poor behavior
2. Knocking over a circle pin
3. Causing interference to other participants
4. Player participation in more than the prescribed number of events (See General Rules/Definitions, *Participation* entry)
5. Breaking other game rules not listed here but described elsewhere in this manual
6. Play that is not according to the spirit of the game (See General Rules/Definitions, *Spirit of the Game* entry).

Coaches should instruct team members to finish each event – no matter how hopeless it may seem – because the apparent winners may have been disqualified.

DRESS CODE

Coaches are responsible to be sure that uniforms are respectable and in keeping with Christian standards of dress. All team members and coaches should wear sweatpants or warm-ups for competition. **No Shorts are allowed.** Gym shoes must be worn by everyone on the playing floor. All coaches, judges, circle directors, and team members are expected to maintain these dress code requirements.

FALSE START

The circle director and judges will call a "false start" when any action in an event is started before the starting signal. The event in that circle will be brought to a halt as rapidly as possible and then restarted by the circle director. Two false starts in one event or heat by a single team disqualifies that team from that event or heat. Any remaining teams will be restarted.

FLOOR MARKINGS

Lines are marked on the floor with tape. The width of the tape provides a margin for error in games that use tape boundaries. If any player's foot protrudes beyond the tape in these games, his/her team is disqualified from that event or heat. (See the Game Circle Diagram).

Interference

The circle director and judges may declare "interference" if, in the opinion of these officials, a team's fair chance of winning is impaired by something other than normal breaks and hazards of the game. This includes hampering of teams' or players' progress by "someone" other than players participating in a particular event or heat.

"Someone" includes an official, a spectator, coach or non-participating player of an opposing team. When a team member or coach causes interference, his/her team will be disqualified from that event.

Interference may also be called when players' progress is hindered by foreign matter or water on the floor. When interference is called, the circle director may declare a rerun.

When a team member or coach causes interference, his/her team will be disqualified from that event.

PARTICIPATION

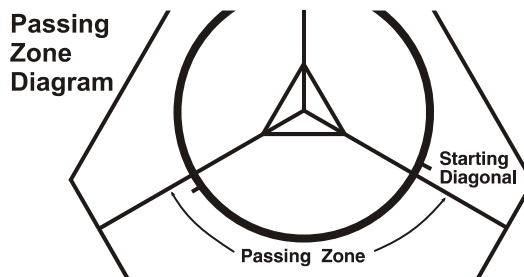
All players are limited to **five** events in addition to the first and 10th events. Each team member must play in a minimum of two events and no more than **seven** events. No contestant can compete in both of the long-distance running events or both of the short-distance running events. For instance, sprint race runners cannot participate in the sprint relay or the marathon race, but they may participate in the marathon medley. Participants in the marathon race cannot participate in the marathon medley or the sprint race, but they may participate in the sprint relay. Reverse participation also applies.

PASSING RULE

This rule applies to all running events except the three-legged race. (See individual events.) If a runner is tagged by a hand (not by baton), he/she **must** move to the right to allow the tagging team to pass. Failure to move when tagged may result in disqualification.

PASSING ZONE (See the Passing Zone Diagram)

In all relays, team members must pass the baton within their assigned team zone. Passing the baton in any other zone — including passing it over a starting diagonal — disqualifies that team for that event.



PRACTICES

Each team is allowed an unlimited number of practices to prepare for the AwanaGames™ meet, however, no practicing is allowed once a team is checked in and on the Summit Game floor the day of the event.

RERUN

A rerun of an event or heat is held for interference calls. A rerun is also in order when, in the opinion of the circle director and judges, the awarding of points cannot be determined fairly.

A team will not be allowed to participate in the rerun if:

1. Any of its members were the cause of an interference call **or**
2. It already had been disqualified for a violation previous to an interference call or other situation requiring a rerun (See General Rules/Definitions, *Interference* entry).

SCORING

The scoring for each event is stated in the game rules. The circle director determines who the winners are and reports to the scorekeepers.

SCORING PINS

Game pins are set at the five-foot mark and are to be touched or tipped only by players' hands.

SPIRIT OF THE GAME

When a team deliberately stretches existing rules to play a game differently from that planned by the rules committee, the spirit of the game has been violated. The circle director and judges will declare the team disqualified from that event or heat even if the team followed the letter of the rule as written.

STARTING DIAGONAL (See the Game Circle Diagram)

Events that are run around the circle will be started with the player outside the circle and behind the starting diagonal for his/her team color. All running events are run in a counterclockwise direction.

STARTING SIGNAL

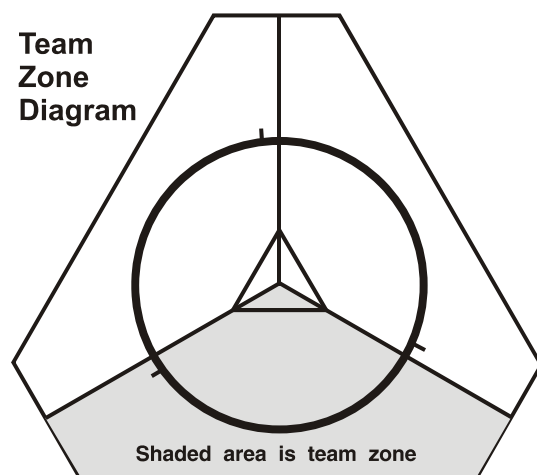
When each team is ready, the judge on that line will signal the circle director. When all judges in a circle have indicated their teams are ready, the circle director will signal the official starter. When all circle directors have signaled, the official starter will start the event.

TEAM LINES

The colored lines on the triangle mark the team lines. Team members who are not participating in an event must stay seated behind these lines.

TEAM ZONE (See the Team Zone Diagram)

The area bounded by the team line and two diagonal lines forms the team zone.



TIE EVENTS OR TIE HEATS

If a tie occurs, or it cannot be clearly determined which team finished first or second in any given event or heat, the first and second-place points will be combined and the total will be divided equally between those two teams.

TIE SCORE

When two or more teams are tied after the end of the 10th event, the tie will be resolved by the best two out of three heats of the basketball relay. There will be no second-place points.

WINNER OF AN EVENT

The circle director declares the winner(s) of each event. (He/she may consult with the judges to determine the winner). If the player touching or tipping the color pin has been disqualified, the second-place player receives first-place points. If the second-place player is disqualified, the circle director will award second place to the third-place player. When it is not possible for the circle director to determine the winner, he/she may call for a rerun.

GAME EVENTS

EVENT 1 – BASKETBALL RELAY

10 players; three heats

First heat - five girls

Second heat - five guys

Third heat - five girls and five guys

Heats 1&2 First place 2 points

Second place 1 point

Team heat (3rd heat)

First place – three points each heat

Second place – one point each heat

Equipment: Three circle pins, three scoring pins and one men's regulation-size basketball per team

One player, standing with both feet on the floor and in the game leader triangle (see Basketball Relay Diagram), acts as the game leader. He/she may stand or move about anywhere in this triangle, but he/she must have both feet in the triangle when throwing or catching the basketball.

Rules: In the first heat, one girl is positioned in the center triangle; four girls are on the circle.

In the second heat, one guy is positioned in the center triangle; four guys are on the circle.

In the third heat, 10 players (five girls and five guys) are involved. One guy is positioned in the center triangle. The remaining team players are positioned on the circle (alternating girl, guy, etc., with a girl last).

In all heats, team members on the circle **must stand** with both feet outside the circle and must maintain position, but may turn their bodies to accept the pass. There are to be no "trailers." (See Basketball Relay Diagram). If any part of a circle player's body touches the floor inside the circle, the entire team is disqualified.

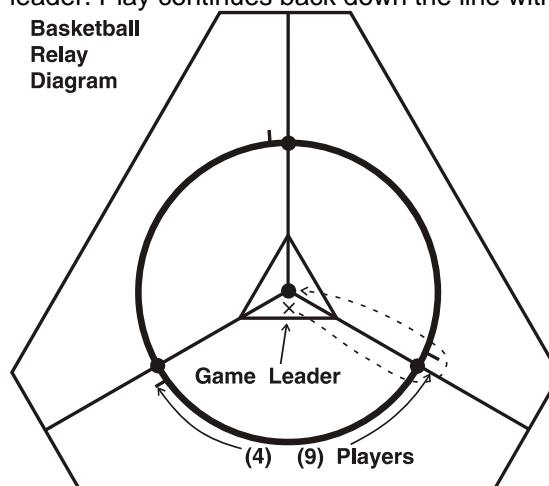
A strip of tape four feet to the right of each circle pin marks an area that must be kept clear for the neighboring team's game leader to run into the center. Interference is called if any team interferes with a neighboring team's game leader as the leader runs into the center.

At the starting signal, the game leader throws a basketball chest pass to the player on his/her left (the team nearest to the starting diagonal). Player one catches the ball and throws (chest passes) it back to the game leader who throws it to player two. Play continues until all players on the circle have caught and returned the basketball to the game leader. (The ball must be caught with both hands. No batting or slapping will be allowed).

On receiving the basketball from the last player, the game leader immediately bounce-passes the basketball back to the last player again, who

bounce-passes the basketball back to the game leader. Play continues back down the line with

Basketball
Relay
Diagram



each player throwing a bounce pass.

On completion of a bounce pass to and from player one, the game leader runs out of the circle with possession of the ball. He/she then runs around his/her circle pin and into the center of the circle to touch or tip over the scoring pin (Team will be disqualified if the scoring pin is knocked over by the game leader while he/she is in his/her triangle or before the game leader rounds their circle pin). The game leader must make sure he/she goes around the pin without touching another player. In order to win this event, the game leader must retain possession of the basketball while scoring.

If any line player drops the basketball, it can be retrieved by any of the line players, providing that the player that retrieves the ball does not step inside the circle or outside his/her team zone. However, the ball must be thrown to the game leader by the player who missed or dropped it. The team is disqualified if his/her foot passes through the imaginary planes extending vertically from the circle lines.

The game leader must remain within the center triangle. If a team's basketball goes out of the team zone, the team is disqualified. No player should attempt to retrieve a basketball that lands in a neighboring team zone. The game leader must stay in the triangle except when he/she is going for the pin. His/her hands may not touch the floor outside the center triangle.

EVENT 2 – SPRINT RELAY

Four runners (two laps each); one heat
(First and third runners are guys; second and fourth runners are girls).

First place – four points

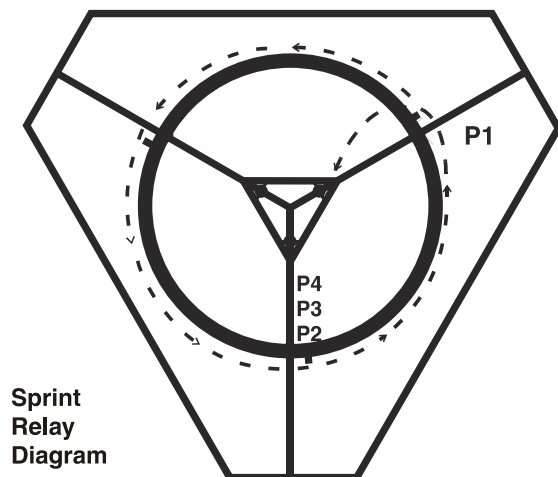
Second place – two points

Equipment: Three circle pins, one baton per team and three scoring pins on the five-foot marks

Rules: Each participant runs two laps and hands his/her baton off to each consecutive runner. The baton must be completely passed within the team passing zone (See General Rules/Definitions *Passing Zone* entry) or the team is disqualified. When the runner completes his/her laps, he/she must leave to their right, away from the circle. The fourth runner runs around the team circle pin and into the center triangle for the team color pin. The pin **must only** be touched or tipped by a player's hand(s). The winner must retain possession of the baton to be awarded points for this event.

Contestants who knock over a circle pin are disqualified. Dropped batons may be picked up and play may be resumed. However, if a baton leaves any team zone, that team is disqualified. See the Sprint Relay Diagram for the runners' lineup.

Sprint relay contestants cannot participate in the sprint race or marathon medley but may run the marathon race.



Sprint Relay Diagram

EVENT 3 – THREE-LEGGED RACE

Four runners (two laps per pair); two heats

First heat - two girls

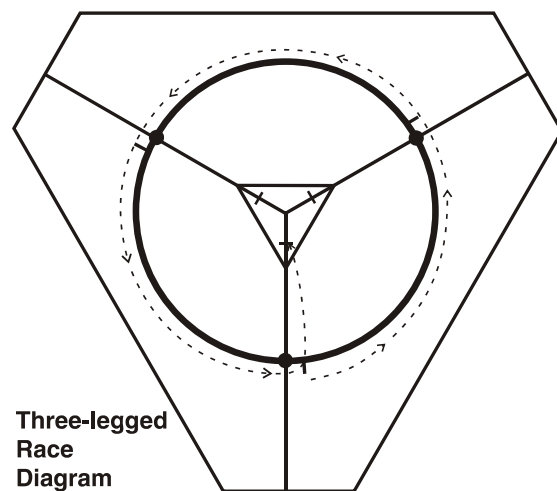
Second heat - two guys

First place – four points each heat

Second place – two points each heat

Equipment: Three circle pins and three scoring pins positioned on the five-foot mark on each team diagonal line. Teams must furnish their own official Awana three-legged race bands, which are available from Awana headquarters. One or two leg bands may be used.

Rules: The coach securely bands the right ankle of one player to the left ankle of the other player. Each pair stands outside the circle behind the starting diagonal. At the starting signal, the two players run as a pair for two full laps around the circle. Contestants complete the race by going around their team circle pin and into the center triangle for their team color pin. The pin **must only** be touched by a player's hand(s). A team is disqualified for the heat if the pair knocks over a circle pin, is passed or tagged by a trailing team, the ankle band comes apart, or any team member falls to the floor. The winner is the first team player to touch his/her team color pin with only his/her hand(s).



Three-legged Race Diagram

EVENT 4 – SPRINT RACE

Two runners; two heats

First heat - one girl – four laps

Second heat - one guy – four laps

First place – three points each heat

Second place – one point each heat

Equipment: Three circle pins and three scoring pins on the five-foot marks

Rules: The sprint runner stands outside the circle, just behind his/her starting diagonal. At the starting signal, the runner runs four entire laps around the circle. He/she then runs around the team circle pin and into the center triangle for the team color pin. The first runner to touch or tip the team color pin with only his/her hand(s) wins that heat. Contestants who knock over a circle pin are disqualified.

The sprint race contestants may participate in the marathon medley but may not participate in the sprint relay or marathon race.

EVENT 5 – BEANBAG BONANZA

10 players; two heats

First heat - five girls

Second heat - five guys

First place – three points each heat

Second place – one point each heat

Equipment: Three circle pins, three scoring pins on the five-foot marks. one colored beanbag and one striped beanbag per team

Rules: The colored beanbag is placed in the center of each team's triangle. The five players line up on their circle line. Player one (the player farthest from the starting diagonal) holds the striped beanbag in his/her hand. At the starting signal, he/she runs into the center of the team triangle, switches the striped beanbag for the colored beanbag, runs back to the circle line and hands the colored bag to player two. Then player two runs into the center of the team triangle and switches the colored beanbag for the striped beanbag, returning to the circle line to hand the striped beanbag to player three, who repeats the action. Play continues until player five switches the bags. He/she then hands his/her bag to player one, and play continues for a second round. Each player will run into the circle two times. The second time player five goes in, he/she does not switch the bags; rather, he/she runs into the center of the circle for the team color pin. The pin **must only** be touched or tipped by a player's hand(s).

No player may step over the circle line until he/she is handed the bag from the previous player. However, if the player does step over the line, he/she must return to behind the circle line with

both feet before entering the center triangle to place the beanbag down. Failure to return behind the circle line disqualifies the team. The beanbag must be placed (by hand) on the floor within the triangle.

Each time a beanbag is placed in the triangle, no part of the beanbag may be outside the triangle or the team will be disqualified. If a beanbag goes out of the team zone, that team will be disqualified. No rotating is allowed.

EVENT 6 – THREE-WAY TUG

Six players; two heats

First heat - three girls

Second heat – three guys

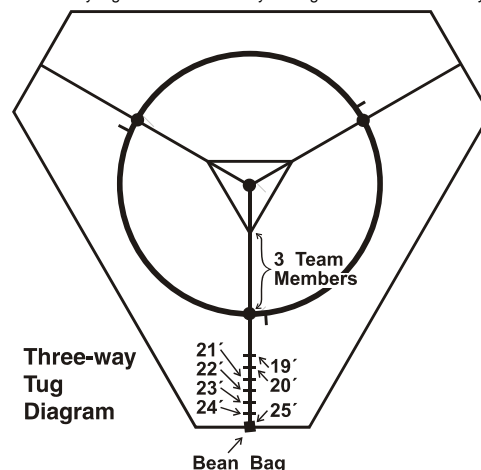
First place only – three points each heat

Equipment: 15' three-way rope (spliced in the middle for an even pull) and three beanbags, one of which is placed on the 25' mark of each team's diagonal line

Rules: In each heat, three players per team – positioned anywhere within the circle but outside of the center triangle – grab hold of the rope with their hands.* No player is allowed to “wrap” the rope around any part of his/her body. At the starting signal, each team pulls the rope along or down its color diagonal until one of its players can pick up his/her team's beanbag. All team members must be holding the rope when the beanbag is picked up. The winning team is the first team to grab the beanbag while all its members are still holding onto the rope. All teams should continue holding the rope until the Circle Director declares the winner of the event.

The beanbag, which gets placed on the 25' mark at the start of the event, is moved one foot closer to the center of the circle (for a total of six times) every time there is a signal to do so. The signal is given at 15-second intervals. (See the Three-way Tug Diagram for positioning).

*Three-way tug team members may wear gloves for this event only.



EVENT 7 – AGILITY RACE

Four runners (one lap each); four heats

Two heats - one girl each

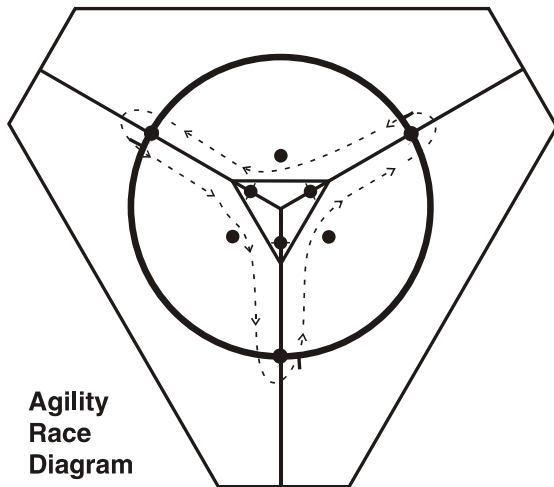
Two heats - one guy each

First place – two points each heat

Second place – one point each heat

Equipment: Three circle pins, three scoring pins placed on the five-foot marks and three pins placed on the five-foot marks

Rules: Each runner in each heat starts at his/her team's starting line. Players proceed around each circle pin as well as the pins positioned on the five-foot mark in the center of each team zone. (See the Agility Race Diagram). After completing one lap, players run around their own team circle pin and into the center triangle. The first runner to touch or tip its team color pin with his/her hand(s) wins that heat. A contestant who knocks over any pin is disqualified.



EVENT 8 – MARATHON MEDLEY

Four runners; one heat

Girl, one lap; guy, two laps;

Girl, three laps; guy, four laps

First place – four points

Second place – two points

Equipment: Three circle pins, one baton per team and three scoring pins on the five-foot marks

Rules: This event is run basically the same as the sprint relay with each runner increasing the required number of laps.

Runner one (girl) runs one lap and passes the baton to runner two.

Runner two (guy) runs two laps and passes the baton to runner three.

Runner three (girl) runs three laps and passes the baton to runner four.

Runner four (guy) runs four laps. Then he runs around his circle pin and into the center triangle for the color pin. The pin may be touched only by his hand(s). The winner must have possession of the baton when he touches or tips the team color pin with his hand(s) to win. Runners who knock over a circle pin are disqualified.

When runners complete their laps they must leave the circle to their right, away from the circle.

Marathon medley contestants may participate in the sprint race but may not participate in the sprint relay or marathon race.

EVENT 9 – MARATHON RACE

Two runners; two heats

First heat - girl, eight laps

Second heat - guy, eight laps

First place – three points each heat

Second place – one point each heat

Equipment: Three circle pins and three scoring pins on the five-foot marks

Rules: The marathon runner stands outside of the circle just behind his/her starting line. At the starting signal, he/she runs eight laps around the circle. He/she then runs around his/her team circle pin and into the center triangle. The first runner to touch or tip his/her team color pin with only his/her hand(s) wins that heat. Contestants who knock over a circle pin are disqualified.

Marathon race contestants may participate in the sprint relay but may not participate in the sprint race or marathon medley.

EVENT 10 – BALLOON RELAY

10 players; two heats

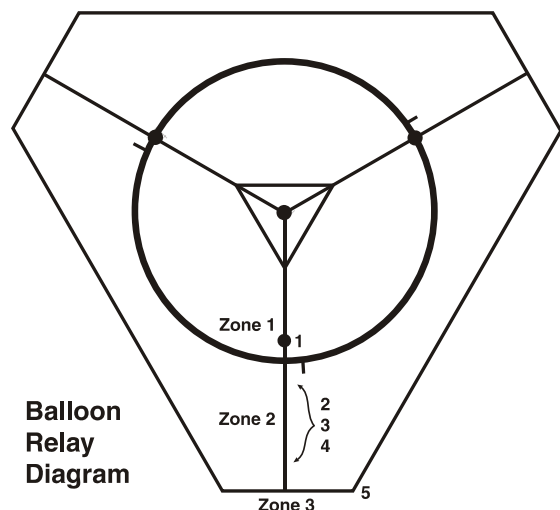
First heat - five girls

Second heat - five guys

First place – four points each heat

Second place – two points each heat

Equipment: One balloon per team and scoring pin at the five-foot mark



Rules: The diagonal line is divided into three zones. The circle line (15 feet from center) divides Zone 1 and Zone 2; Zone 3 is behind the 25-foot mark.

Each heat goes as follows: Five players, straddling the diagonal line, line up and face the center. (See the Balloon Relay Diagram). Throughout the event, the only time a player is not facing the center of the circle is when he/she is retrieving a balloon that went astray.

The first player is in Zone 1; the fifth player is in Zone 3. While waiting for the starting signal, the first player holds the balloon with both hands touching the back of his/her neck.

At the starting signal, the balloon is passed through the legs of the first four players to the fifth player who is in Zone 3. It is not necessary for each player to touch the balloon.

Only the players in Zones 1 and 3 will be disqualified for crossing the zone lines when they are in possession of the balloon.

When passing the balloon through his/her legs, the player in Zone 1 must not step over the zone line between Zones 1 and 2 and must straddle the diagonal line. The player in Zone 3 must not step over the zone line or touch the floor in Zone 2 until they have received the balloon. He/she (the

person in Zone 3) must straddle the diagonal line when receiving the balloon from Zone 2. (See the Balloon Relay Diagram).

On completion of a pass from Zone 1, players one to four may begin to assume the positions required for the next cycle. No player may pass the balloon to him/herself.

When the player in Zone 3 receives the balloon, he/she runs to the front of the line and takes a new position in Zone 1. When the player who started in Zone 1 has worked his/her way back to Zone 3 and has received the balloon, he/she runs in to touch or tip the scoring pin. He/she must retain possession of an unbroken balloon to receive points for this heat. If a balloon breaks, the team is disqualified for that heat.

PLAYOFFS-SEMIFINALS

The five playoff events are as follows in the order they will be played:

Basketball Relay (all 3 heats)

Sprint Relay

Bean Bag Bonanza (two heats), girls and guys

Three-way Tug (two heats), girls and guys

Balloon Relay (two heats), girls and guys

Any player may participate in four of the five championship playoff events, but must participate in a minimum of 2 events. Participants in the championship playoff may be different from those who competed in those same events during the 10 AwanaGames™ events.

Finals

The Final round will be all ten events in the original order and will decide 1st, 2nd, and 3rd places for medals.

